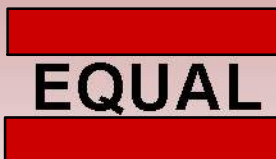


Estate Series Custom Garage Doors



Timeless Beauty For Today's New Homes



DOOR INDUSTRIES

www.equaldoor.com

Canada's Premier Garage Door Builder

Estate Series

Classic Panel Style Garage Doors

Elegant and timeless, Estates Series classic panel garage doors deliver warmth and astounding beauty to a otherwise neglected part of your home.

Our highly customizable doors are designed to compliment your homes exterior with a wide choice of sizes, panel configurations, wood species, and glazing options. All expertly constructed with care by our skilled team of fabricators. Estate Series garage doors are truly for those who demand the very finest.



A truly innovative product, Estate Series panel doors are fully insulated and built on an ultra strong backbone. The "sagging" you might see on standard wood garage doors has been eliminated with our time proven "laid up" construction. Manufactured in paint grade or true stain grade to match any decor.

Arched top opening can be precisely duplicated to give the appearance of a truly curved top panel. Raised or recessed panel inserts are available.

We can custom design from your building plans or your architectural specifications. Each door is carefully packaged for safe transportation to your building site, ready for installation by one of our professional installing dealers.



Estate Series doors come equipped with commercial quality torsion hardware designed for long life and smooth, quiet operation. High quality exterior weather stripping is supplied for a snug fit to keep the weather and unwelcome pests out. Standard electric garage door operators can be used for one touch opening and closing. Ask us about our complete line of quality garage door operators to meet your specific needs.



Standard Cladding Materials

- Paint grade Hemlock & Medex
- Stain Grade Western Red Cedar
- Stain Grade Redwood
- Stain grade African Mahogany


Glazing Options

- 3mil clear single pane
- 1/2" thermal sealed units
- Tempered glass
- Obscured glass
- True divided lites
- Faux divided lites





Estate Series doors are shipped from our facility with a factory applied primer on the interior surface. The exterior surface is unfinished. There are many products available to achieve the exterior finish you desire. Please follow the manufacturers instructions carefully and apply to all exposed surfaces.

Model Selector




Model #100
 #100P Paint grade raised panel
 #100C Cedar raised panel
 #100M Mahogany raised panel
 Standard and custom sizes available



Model #200 (Glass top panel)
 #200P Paint grade raised panel
 #200C Cedar raised panel
 #200M Mahogany raised panel
 Standard and custom sizes available



Model #300 (Arched top panel)
 #300P Paint grade raised panel
 #300C Cedar raised panel
 #300M Mahogany raised panel
 Standard and custom sizes available



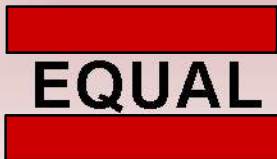
Model #400 (Arched glass top panel)
 #400P Paint grade raised panel
 #400C Cedar raised panel
 #400M Mahogany raised panel
 Standard and custom sizes available




Model #500 (Vertical panel glass top)
 #500P Paint grade raised panel
 #500C Cedar raised panel
 #500M Mahogany raised panel
 Standard and custom sizes available



Model #600
 (Vertical panel, arched glass top)
 #500P Paint grade raised panel
 #500C Cedar raised panel
 #500M Mahogany raised panel
 Standard and custom sizes available



DOOR INDUSTRIES
 A DIVISION OF AMBASSADOR SALES (SOUTHERN) LTD.
 4110 76th Ave. S.E., Calgary Alberta, Canada T2C-2J2
 Ph. (403)-279-2722 Fax. (403)-236-8360
 Toll Free (877)-550-4380
 e-mail: info@equaldoor.com web: www.equaldoor.com



Dealer Stamp